MODELS AVAILABLE (CLOPAY/ HOLMES/ IDEAL)
MODELS 524, 520/ 224/ C4ST, C0ST
INSULATED MODELS 524S, 520S, 524V/ 224S/
C4SS, C0SS, C4SV

MAX 16-2" WIDE 18'-0" HIGH

HORIZONTAL TRACK END HANGER BRACKET (SUPPLIED BY DOOR INSTALLER) CLOSES ROLLER CHANNEL. INTERMEDIATE HANGER REQ'D FOR DOORS IF HORIZONTAL TRACK DEFLECTION EXCEEDS 1/240TH OF DOOR HEIGHT.

NOTE: DOUBLE TRACK LOW HEADROOM, HI-LIFT TRACK, FOLLOW-THE-ROOF TRACK, AND VERTICAL LIFT TRACK ARE AVAILABLE OPTIONS. 3" TRACK ALSO AVAILABLE.

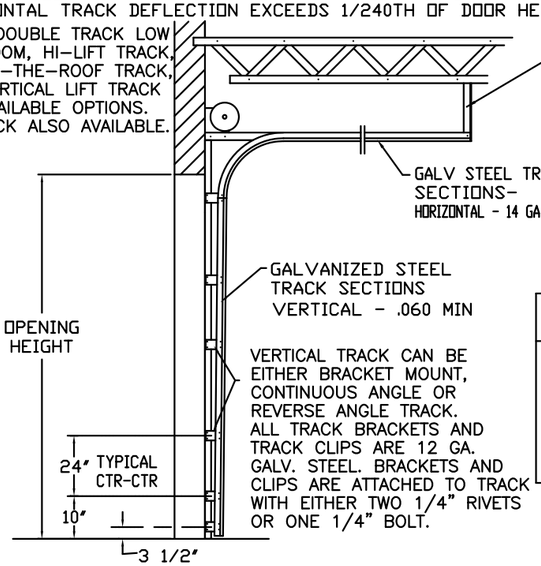

STANDARD-LIFT TRACK DETAILS

THIS DOOR MEETS OR EXCEEDS THE DESIGN LOADS FOR THE ULTIMATE WIND SPEEDS LISTED BELOW ACCORDING TO THE FLORIDA BUILDING CODE OR THE INTERNATIONAL BUILDING CODE (BASED ON ASCE7-10) FOR THE FOLLOWING CONDITIONS: 1) ENCLOSED BUILDING, 2) DOOR HAS 2' OF WIDTH IN BUILDING'S END ZONE, 3) ANY ROOF SLOPE, AND 4) TESTING IN ACCORDANCE WITH ANSI/DASMA 108. SITE-SPECIFIC CALCULATIONS BY A QUALIFIED DESIGN PROFESSIONAL MAY DIFFER.

ULTIMATE WIND SPEED (MPH)	125	130	135	140	155
EXPOSURE CATEGORY	B, C, D	B, C, D	B, C	B, C	B
MEAN ROOF HEIGHT	25'	15'	25'	15'	30'

THE OPTIONAL GLAZING SHOWN ON THIS DRAWING MEETS THE WIND LOAD REQUIREMENTS OF THE FLORIDA BUILDING CODE OR INTERNATIONAL BUILDING CODE BUT DOES NOT MEET THE IMPACT RESISTANT REQUIREMENT FOR WINDBORNE DEBRIS REGIONS (REF. CHAPTER 16 FBC/IBC)

DOOR HEIGHT 'A'	NUMBER OF SECTIONS
UP TO 8'-0"	4
8'-3" THRU 10'-0"	5
10'-3" THRU 12'-0"	6
12'-3" THRU 14'-0"	7
14'-3" THRU 16'-0"	8
16'-3" THRU 18'-0"	9
18'-3" THRU 20'-0"	10

6

OPTIONAL ALUMINUM FULL VISION WINDOW LITE SECTIONS AVAILABLE (1/8" DSB, 1/8" ACRYLIC, 1/4" WIRE). FULL VISION SECTIONS TO HAVE 2" X 2" X 1/4" L-ANGLE HORIZONTAL REINFORCEMENT. L-ANGLES ATTACHED TO THE REINFORCING RIB WITH 4" X 6" OFFSET PLATES AT EVERY HINGE LOCATION AND THE CENTER OF EACH PANEL WITH (2) 1/4" X 5/8" HEX BOLTS AND NUTS.

OPTIONAL ACRYLIC IS PLASKOLITE OPTIX, AN APPROVED CC2 PLASTIC IN COMPLIANCE WITH IBC/FBC 2606.

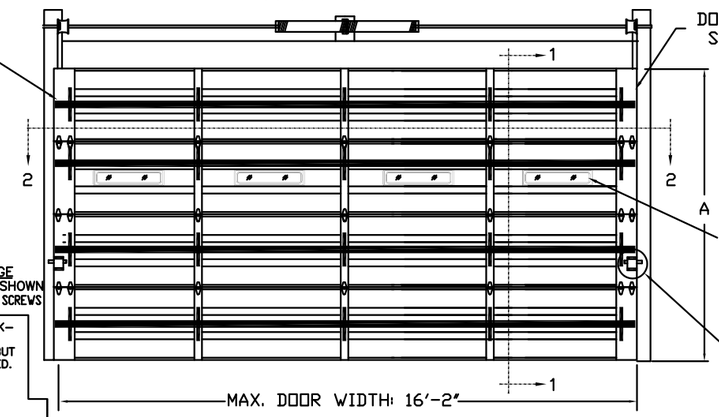

DOOR WIDTH	NUMBER OF CENTER STILES	NUMBER OF C-CHANNEL STRAPS
12'-3" THRU 13'-2"	2	4
13'-3" THRU 16'-2"	3	5

5 6

SECTIONS ARE 1-7/8" THK PANELS ROLL FORMED OF .022" MIN. HOT DIPPED GALVANIZING, ROLL FORMED STEEL.

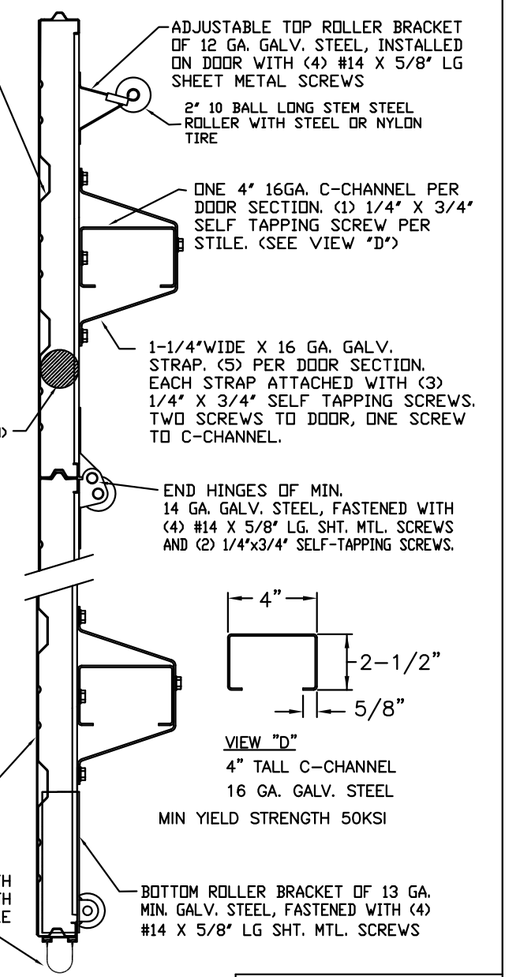

SECTION 1 - 1

BOTTOM SECTION REINFORCED WITH TEMPERED ALUMINUM EXTRUSION WITH INTEGRAL RETAINER FOR FLEXIBLE VINYL ASTRAGAL

SECTION 2-2

16 GA. MIN. GALV. OR PAINTED END STILE. FASTENED TO DOOR SKIN WITH TOG-L-LOC-SYSTEM. 8

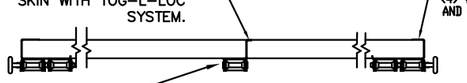

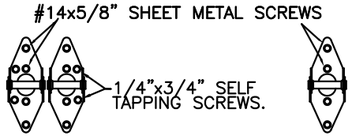

14 GA. DOUBLE END HINGES ATTACH ON EACH HINGE AS SHOWN (4) #14 X 5/8" LG. SHT. MTL. SCREWS AND (2) 1/4"x3/4" SELF-TAPPING SCREWS.

14 GA. INTERMEDIATE HINGE ATTACH ON EACH HINGE AS SHOWN WITH (4) 1/4" X 5/8"SHEET METAL SCREWS

ANCHOR NOTE: FIRST (BOTTOM) ANCHOR STARTING AT NO MORE THAN HALF OF THE MAXIMUM ON-CENTER DISTANCE. HIGHEST ANCHOR INSTALLED AT LEAST AS HIGH AS THE DOOR OPENING.

WELDED STEEL JAMBS

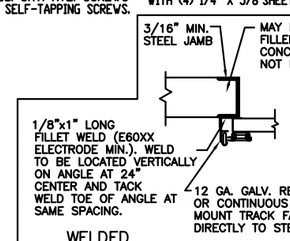

WOOD JAMB ON CONCRETE

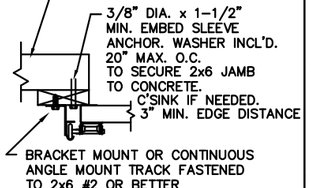

CONCRETE JAMBS 2

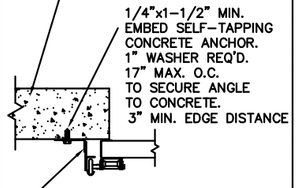

STEEL JAMBS SELF-TAPPING SCREWS

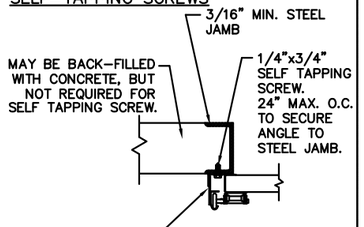

WOOD JAMBS

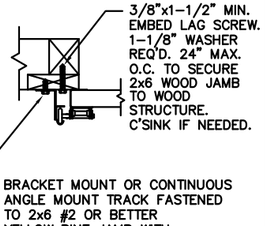

MARK WESTERFIELD, P.E.
FLORIDA P.E. #48495, NC P.E. #23832,
TEXAS P.E. #91513

THE DESIGN OF THE SUPPORTING STRUCTURAL ELEMENTS IS THE RESPONSIBILITY OF THE BUILDING ENGINEER OR ARCHITECT OF RECORD.

REVISIONS

REV. NO.	ZONE:	DATE:	ECN NO.	APPVD:	DESCRIPTION
07	A4	10/2003	–	–	REVISE JAMB ATTACHMENT INFO
08	–	08/04/04	ER1013R03	–	REVISED STILE (WAS 2-PC).
09	–	05/2005	–	MWW	UPDATED CODE REF., SPECIFIED OPTIONAL ACRLYIC.
10	–	11/2005	–	–	ADDED OPTIONAL NYLON TIRE ROLLER
11	–	11/2008	–	–	ADDED MPC, WELDED JAMB ATTACHMENT.
12	–	02/2012	–	–	UPDATED WINDCODE CHART

DESIGN LOADS: +25 & -25 P.S.F.
TEST LOADS +37.5 & -37.5 P.S.F.

MANUFACTURING PRODUCT CODE: MPC: C-PAN-1E448

CLOPAY CORP.
ALL RIGHTS RESERVED.

Third Angle Projection

Unless Stated Otherwise TOLERANCES are
.0 = ±.031
.00 = ±.015
.000 = ±.005
.0000 = ±.001
Degrees = ±1/2°
Unless Stated Otherwise DIMENSIONS ARE IN INCHES.

Clopay Building Products Company
8585 Duke Boulevard
Mason, OH 45040 USA
Tel. No. 513-770-4800
Fax No. 513-770-4853

DESCRIPTION: COMMERCIAL RIBBED DOOR, +/- 25 PSF DESIGN LOAD

DRAWN BY: RJK	DATE: 4/04/99	SCALE: NOTED	DWG. SIZE B
CHECKED BY: MWW	DATE: 4/99	SHEET 1 OF 1	
DWG. NO.: 101886		VER: IBC	

FLORIDA PRODUCT APPROVAL 5678