

4

3

2

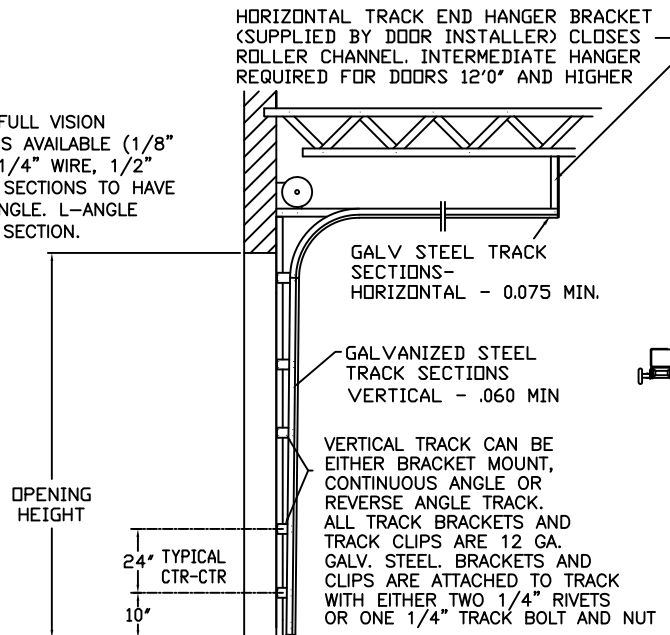
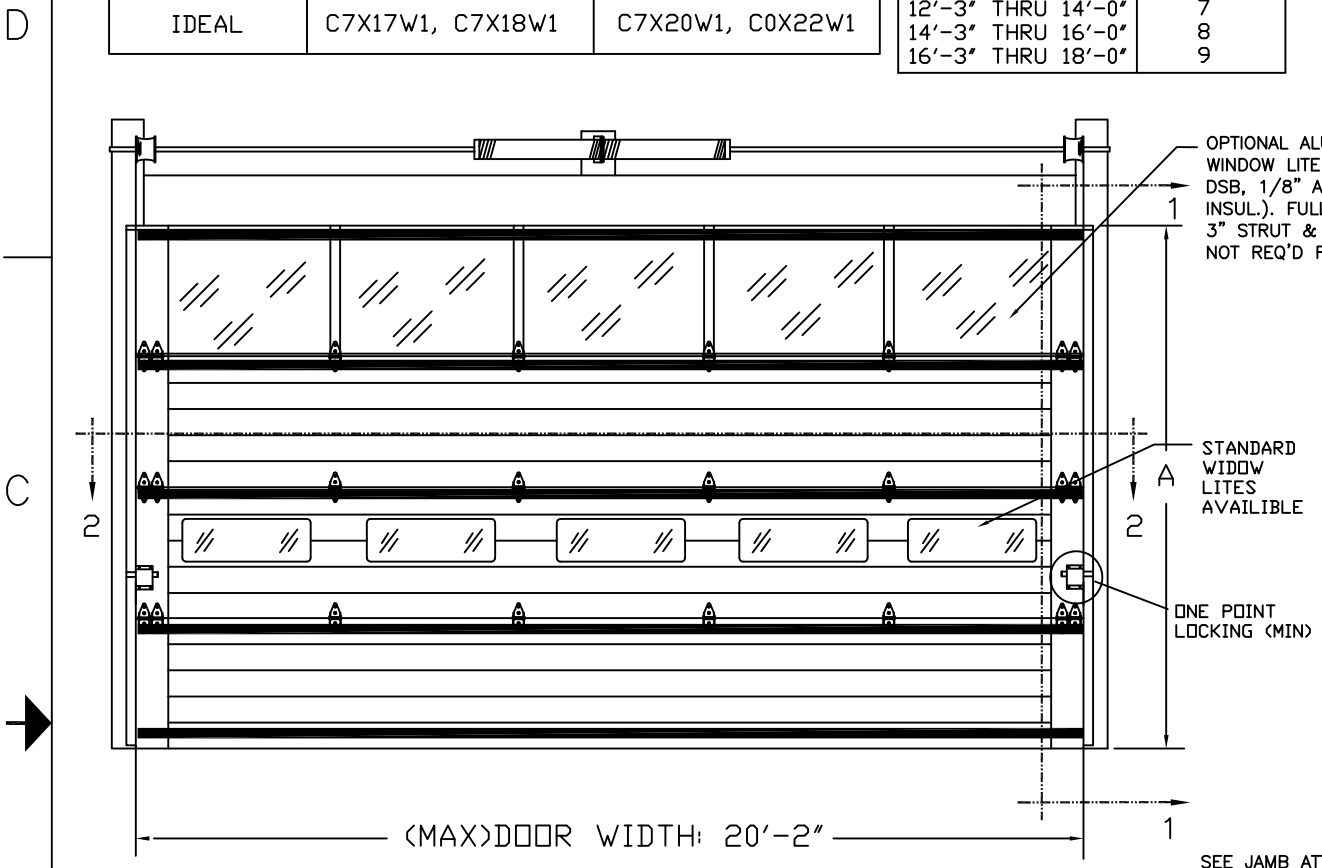
1

| BRAND | 1 3/4" THICK MODELS | 2" THICK MODELS |
|--------|---------------------|------------------|
| CLOPAY | 3717W1, 3718W1 | 3720W1, 3722W1 |
| HOLMES | - | 240UW1 |
| IDEAL | C7X17W1, C7X18W1 | C7X20W1, C0X22W1 |

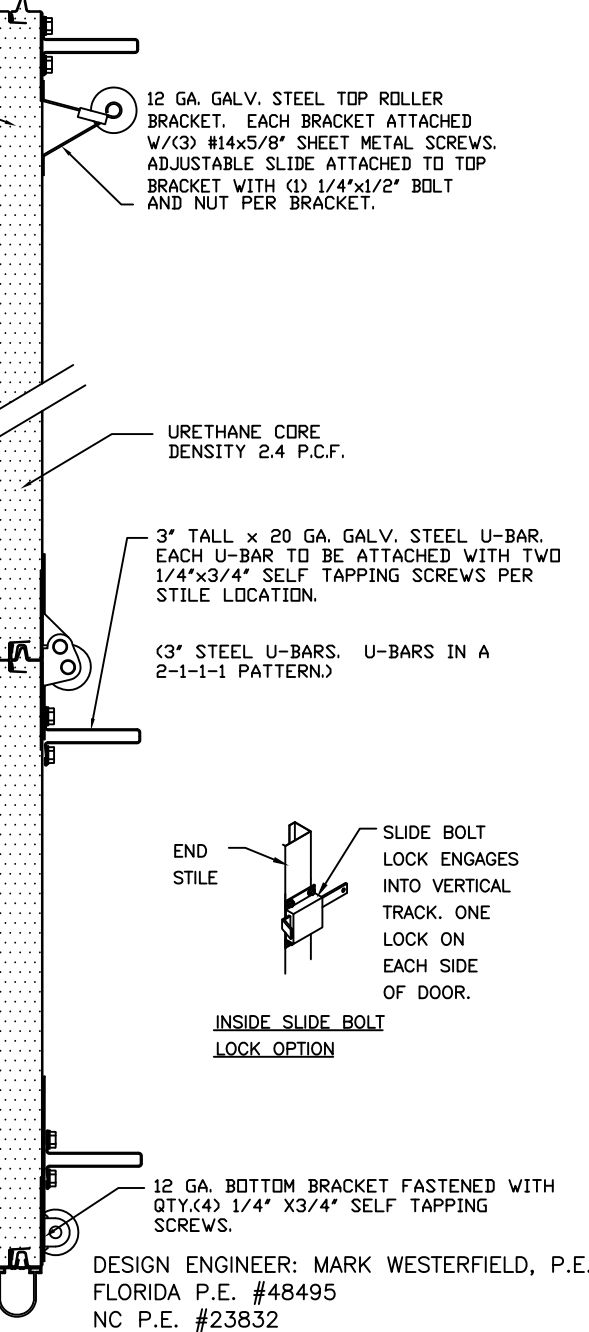
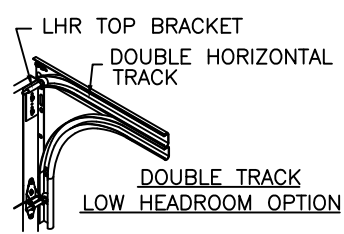
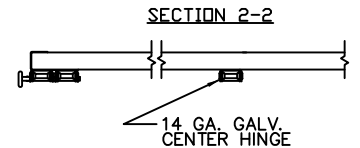
| DOOR HEIGHT 'A' | NUMBER OF SECTIONS |
|--------------------|--------------------|
| 3'-0" THRU 4'-0" | 2 |
| 4'-6" THRU 6'-0" | 3 |
| 6'-3" THRU 8'-0" | 4 |
| 8'-3" THRU 10'-0" | 5 |
| 10'-3" THRU 12'-0" | 6 |
| 12'-3" THRU 14'-0" | 7 |
| 14'-3" THRU 16'-0" | 8 |
| 16'-3" THRU 18'-0" | 9 |

MAX DOOR SIZE
20'-2" WIDE X 18'-0" HIGH

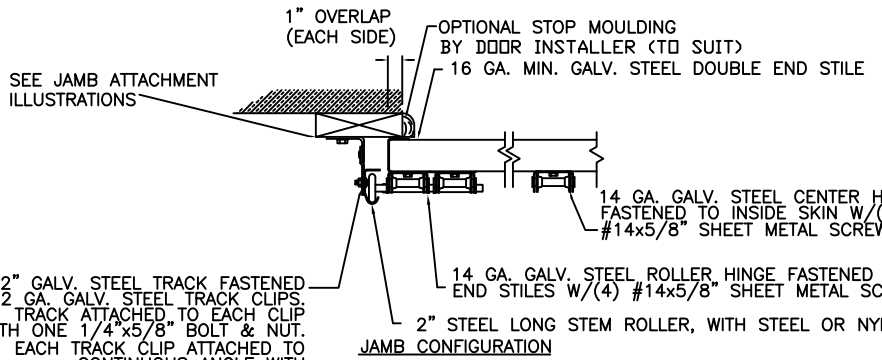
| REVISIONS | | | | | |
|-----------|-------|----------|---------|--------|-----------------|
| REV. NO. | ZONE: | DATE: | ECN NO. | APPVD: | DESCRIPTION |
| 00 | - | 03/31/08 | ER1173 | SH | INITIAL RELEASE |



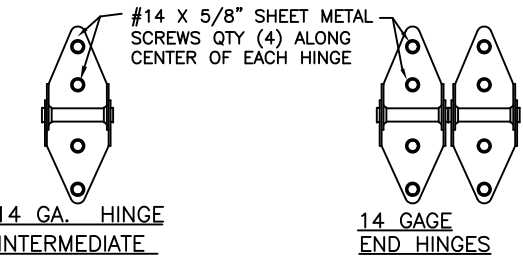
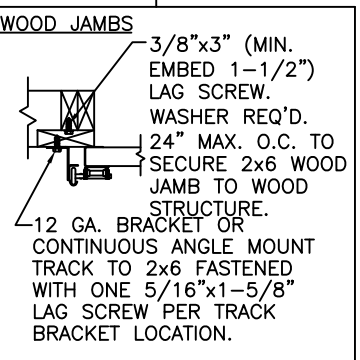
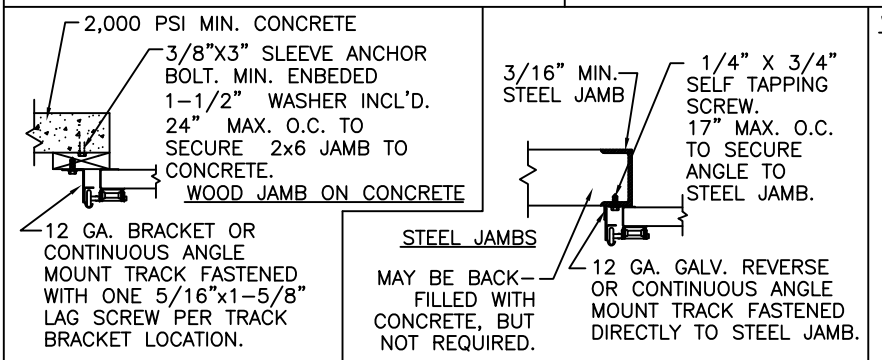
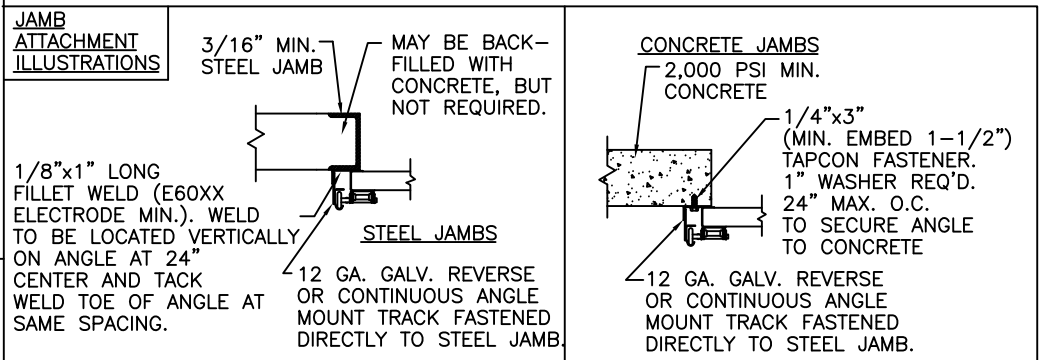
SECTIONS ARE 1-3/4" THICK (MIN) PANELS. EXTERIOR 27 GA. MIN. GALV. STEEL. INTERIOR 27 GA. MIN. GALV. STEEL. THE STUCCO EMBOSSED STEEL TEXTURE IS PREPAINTED WITH A BAKED POLYESTER PAINT. OPTIONAL MINOR RIBS ARE PLACED EVERY 4 INCHES ALONG THE WIDTH OF THE EXTERIOR AND INTERIOR PANELS.



SIDE ELEVATION
STANDARD-LIFT TRACK DETAILS



HINGE DETAIL



Unless Stated Otherwise TOLERANCES are

| | |
|-----------------|---------|
| .0 | = ±.031 |
| .00 | = ±.015 |
| .000 | = ±.005 |
| .0000 | = ±.001 |
| Degrees = ±1/2' | |

Unless Stated Otherwise DIMENSIONS ARE IN INCHES.

SECTION 1 - 1
DESIGN LOADS: +13.5 & -13.5 PSF
TEST LOADS +20 & -20 PSF
PART NO.: N/A

| | | |
|--|---|-------------------------------------|
| Clopay Building Products Company | 8585 Duke Boulevard Mason, OH 45040 USA Tel. No. 513-770-4800 Fax No. 513-770-4853 | CLOPAY WINDLOAD RATING W1 |
| | DESCRIPTION: 3717W1 20'-2" WIDE | |

| | | | |
|------------------|---------------|--------------|--------------------|
| DRAWN BY: BFA | DATE: 2/27/08 | SCALE: SCALE | DWG. SIZE B |
| CHECKED BY: SH | DATE: 2/27/08 | SHEET 1 OF 1 | REV. NO. 00 |
| DWG. NO.: 104094 | | | |

4

3

2

1