

GALLERY®

collection

3 LAYER CONSTRUCTION | MODELS GD1SP & GD1LP



America's Favorite Garage Doors®



Model GD1LP, Long Windows with Square Grilles.
The panels have been painted by the consumer
to match the home's exterior.

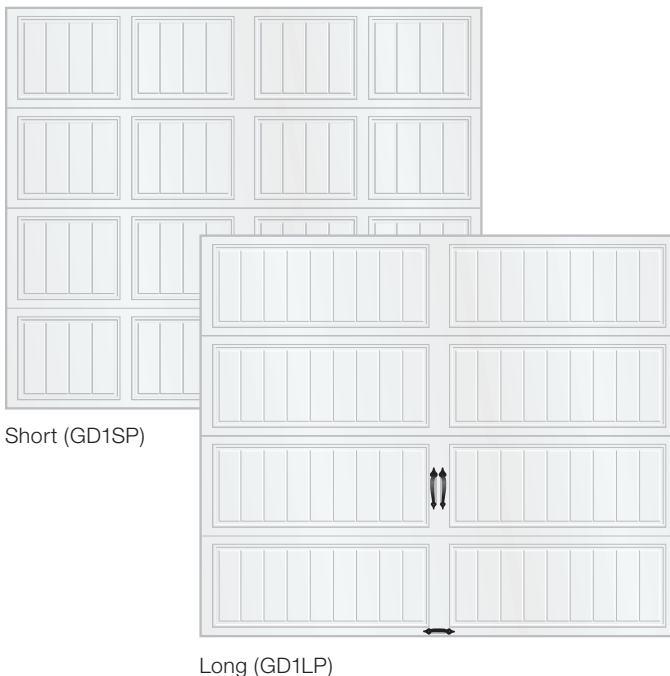


GALLERY® collection

The Gallery® Collection three-layer construction provides exceptional strength, insulation and dent resistance as well as a beautiful carriage house appearance. The 1-3/8" of expanded polystyrene insulation and thermal break make these doors heat and cold resistant while the tongue-and-groove joint helps seal out wind, rain and snow. Available in short and long panels with multiple window options, the the three-layer Gallery Collection is virtually maintenance-free, so the first fabulous impression becomes a lasting impression.



DOOR DESIGNS




Short (GD1SP)


Long (GD1LP)

GD1SP/GD1LP available 6'2" - 18'0" door widths in 2" increments (excludes 10'2"-11'4" and 14'8"). Available 6'0" - 16'0" high in 3" increments. Standard hardware shown above.

COLORS



White*



Almond*



Desert Tan*



Sandtone*

* Doors can be painted by homeowner to match the home's exterior.



Ultra-Grain™ Medium Oak†



Ultra-Grain™ Dark Oak†

Ultra-Grain™

New faux woodgrain paint coatings offer the beauty of stained wood without the upkeep.

† Window frames, grilles and inserts will be color matched to coordinate with the Ultra-Grain patterns. All window options are available.

Due to the printing process colors may vary.



Model GD1SP

VINTAGE style
with updated APPEAL

WINDOWS



Plain Short



Plain Long



Short with Square Grilles



Wrought Iron Short



ARCH1 Plain



ARCH2 Plain



Long with Rectangular Grilles



Wrought Iron Long



ARCH1 with Grilles



ARCH2 with Grilles



Long with Square Grilles



Wrought Iron Arch



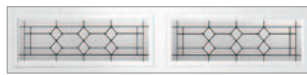
ARCH3 Plain




ARCH3 with Grilles




Ashford™ Short



Ashford™ Long



Kristin™ Short



Kristin™ Long



Trenton™ Short



Trenton™ Long



3
LAYER
POLYURETHANE

STYLE AND CONSTRUCTION

- Three layer steel construction, 1-3/8" thick expanded polystyrene insulation bonded to exterior and interior steel skins with thermal break make these doors strong and energy efficient.
- Hot-dipped galvanized steel skin with a baked-on primer and top coat helps ensure maintenance-free durability and long-lasting beauty.
- 6.5 R-value for optimal energy efficiency and comfort.
- Galvanized torsion springs are attractive and longer lasting.
- Nylon rollers are durable and quiet.
- Rust-proof, aluminum bottom weatherseal retainer and vinyl astragal help seal out the elements.
- See your Clopay Pro-Series Dealer for WINDCODE® door availability.

ADDITIONAL FEATURES



Large Authentic Arch Window Designs



Energy-Efficient Thermal Break

DECORATIVE HARDWARE

STANDARD



Spade Step Plate




Spade Lift Handles

Note: Decorative hardware options vary based on door widths. Standard hardware is not provided if a lock is chosen. See your Clopay Pro-Series Dealer for details.

OPTIONAL



Operable T-Keylock



Escutcheon Plates



Operable L-Keylocks



Strap Hinge

SECTION HEIGHTS

| Door Ht. | No. of Sects. | Section Height Sizes |
|----------|---------------|---|
| 6' 0" | 3 | 24" - 24" - 24" |
| 6' 3" | 4 | 18" - 18" - 18" - 21" |
| 6' 6" | 4 | 21" - 18" - 18" - 21" |
| 6' 9" | 4 | 21" - 21" - 18" - 21" |
| 7' 0" | 4 | 21" - 21" - 21" - 21" |
| 7' 3" | 4 | 21" - 21" - 21" - 24" |
| 7' 6" | 4 | 24" - 21" - 21" - 24" |
| 7' 9" | 4 | 24" - 24" - 21" - 24" |
| 8' 0" | 4 | 24" - 24" - 24" - 24" |
| 8' 3" | 5 | 21" - 21" - 18" - 18" - 21" |
| 8' 6" | 5 | 21" - 21" - 21" - 18" - 21" |
| 8' 9" | 5 | 21" - 21" - 21" - 21" - 21" |
| 9' 0" | 5 | 21" - 21" - 21" - 21" - 24" |
| 9' 3" | 5 | 24" - 21" - 21" - 21" - 24" |
| 9' 6" | 5 | 24" - 24" - 21" - 21" - 24" |
| 9' 9" | 5 | 24" - 24" - 24" - 21" - 24" |
| 10' 0" | 5 | 24" - 24" - 24" - 24" - 24" |
| 10' 3" | 6 | 21" - 21" - 21" - 21" - 18" - 21" |
| 10' 6" | 6 | 21" - 21" - 21" - 21" - 21" - 21" |
| 10' 9" | 6 | 21" - 21" - 21" - 21" - 21" - 24" |
| 11' 0" | 6 | 24" - 21" - 21" - 21" - 21" - 24" |
| 11' 3" | 6 | 24" - 24" - 21" - 21" - 21" - 24" |
| 11' 6" | 6 | 24" - 24" - 24" - 21" - 21" - 24" |
| 11' 9" | 6 | 24" - 24" - 24" - 24" - 21" - 24" |
| 12' 0" | 6 | 24" - 24" - 24" - 24" - 24" - 24" |
| 12' 3" | 7 | 21" - 21" - 21" - 21" - 21" - 21" - 21" |
| 12' 6" | 7 | 21" - 21" - 21" - 21" - 21" - 21" - 24" |
| 12' 9" | 7 | 24" - 21" - 21" - 21" - 21" - 21" - 24" |
| 13' 0" | 7 | 24" - 24" - 21" - 21" - 21" - 21" - 24" |
| 13' 3" | 7 | 24" - 24" - 24" - 21" - 21" - 21" - 24" |
| 13' 6" | 7 | 24" - 24" - 24" - 24" - 21" - 21" - 24" |
| 13' 9" | 7 | 24" - 24" - 24" - 24" - 24" - 21" - 24" |
| 14' 0" | 7 | 24" - 24" - 24" - 24" - 24" - 24" - 24" |
| 14' 3" | 8 | 21" - 21" - 21" - 21" - 21" - 21" - 21" - 24" |
| 14' 6" | 8 | 24" - 21" - 21" - 21" - 21" - 21" - 21" - 24" |
| 14' 9" | 8 | 24" - 24" - 21" - 21" - 21" - 21" - 21" - 24" |
| 15' 0" | 8 | 24" - 24" - 24" - 21" - 21" - 21" - 21" - 24" |
| 15' 3" | 8 | 24" - 24" - 24" - 24" - 21" - 21" - 21" - 24" |
| 15' 6" | 8 | 24" - 24" - 24" - 24" - 24" - 21" - 21" - 24" |
| 15' 9" | 8 | 24" - 24" - 24" - 24" - 24" - 24" - 21" - 24" |
| 16' 0" | 8 | 24" - 24" - 24" - 24" - 24" - 24" - 24" - 24" |

WARRANTIES



PAINT SYSTEM
LIMITED LIFE WARRANTY



WINDOW
LIMITED 10YR WARRANTY



HARDWARE
LIMITED 3YR WARRANTY



QUALIFIES
ENERGY TAX CREDIT



EFFICIENCY
6.5 R-VALUE

Calculated door section R-value is in accordance with DASMA TDS-163



A FOCUS ON green



Clopay is committed to designing, manufacturing and distributing garage doors that enhance the beauty, safety and value of your home while minimizing the impact on the environment.

The Gallery® Collection GD1SP and GD1LP helps conserve natural resources by providing a durable, reliable, low-maintenance, energy efficient door insulated with environmentally safe polystyrene. Steel doors and hardware are impervious to moisture and will not rot, warp, crack or fade, and the steel used in Clopay's doors is made from over 75% recycled content. All Clopay doors are made in the U.S., minimizing shipping, damage and handling. Solid doors qualify for the Federal Energy Tax Credit.

For more details on Clopay's green practices visit:

clopaydoor.com/cgreen.aspx

Visit clopaydoor.com or call 1-800-2CLOPAY (800-225-6729) for more information on Clopay, America's Favorite Garage Doors.