



America's Favorite Garage Doors®

# Value Series

73  
76  
70B

## WINDOW OPTIONS

### Designer Collection Windows

#### Wrought Iron Series



Tuscany



Orleans

#### Studio Series



Art Deco I



Art Deco II



Art Deco I & II can be mixed and matched to create a custom look. See your Clopay Dealer for details.



Living Tree



Mission

Wrought Iron, Studio and Leaded Series doors are constructed of durable acrylic. Brilliance® Series doors are available in single panel glass or double pane insulated glass (2" Premium Series Doors only).

#### Leaded Series



Brass Radiance



Brass Elegance



Brass Sun Burst  
(8', 9', 16', 17', 18' widths only)

#### Brilliance® Series



Solitaire



Marquise



Trillian

70B  
Standard Window



Tuscany



Orleans



Art Deco I



Art Deco II



Living Tree



Mission



Brass Majesty



Solitaire



Marquise



Trillian

### Classic Collection Windows



Cathedral 507



Charleston 508



Colonial 509



Prairie 510



Sunset 501 (8', 9', 12', 16', 17', 18' widths only)



Sunset 502 (7', 7'6", 12' widths only)



Sunset 503 (8', 9', 16', 17', 18' widths only)



Sunset 504 (14', 15', 15'6" widths only)



Sunset 505 (16', 17', 18' widths only)



Sunset 506 (10', 20' widths only)



Plain Window



Cathedral 607



Charleston 608



Colonial 609



Prairie 610



Sunset 601



Sunset 603 (not available in 12' & 14' widths)



Sunset 605



Plain Window

\* Panel emboss may not align on long window with short panels. Some size limitations apply. See Dealer for details.


Visit our website at [www.clopaydoor.com](http://www.clopaydoor.com) to Design Your Door online.

Ask your Clopay Pro-Series dealer about window warranties and see the window brochure and panel and window specification sheet for additional window details.

For more information on these and other Clopay products, call 1-800-2CLOPAY (1-800-225-6729).

Visit our website at [www.clopaydoor.com](http://www.clopaydoor.com) for your nearest Clopay dealer.

©Clopay Building Products Company, Inc. 2006, A Griffon Company. Printed in U.S.A.



RSDR-73-76-70-02\_REV0506

# Value Series



America's Favorite Garage Doors®

1 - Layer Construction: Steel



Model 73 Short Traditional Panel Design

With a 2" durable steel frame construction and three panel styles, the Models 73, 76 and 70B Series doors are designed for beautiful, long-lasting performance. Combine four color options on the Models 73 and 76 along with many Designer and Decorative window designs and you have the best value door to suit your home style and lifestyle.

## Beautiful. Durable. Reliable.



Models 73, 76



Model 70B



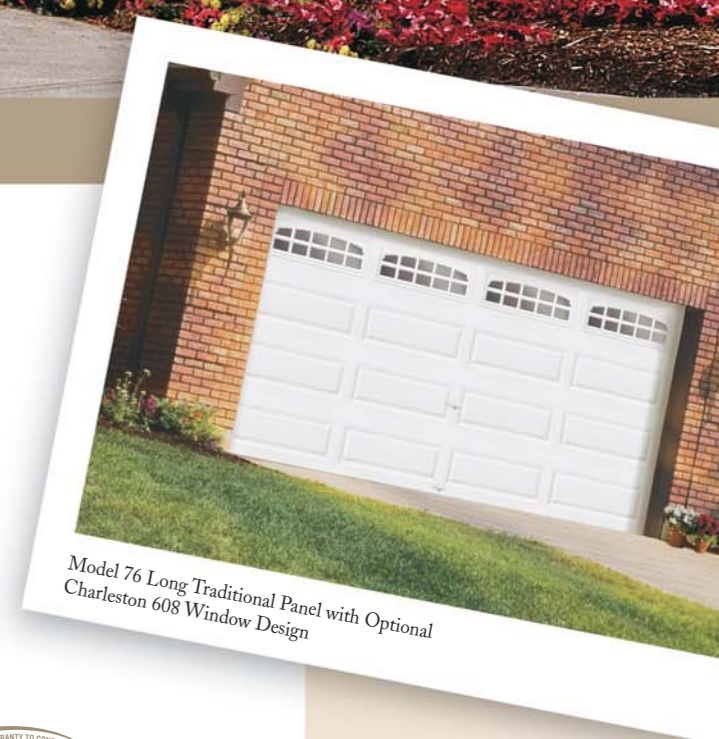
warranty



warranty



## CLASSIC™ LINE



Model 76 Long Traditional Panel with Optional Charleston 608 Window Design

73  
76  
70B





America's Favorite Garage Doors®

73 76 70B

# Value Series

## ATTRACTIVE AND ECONOMICAL

Your garage door can account for over 40% of your home's curb appeal. Shouldn't it be as beautiful as the rest of your home?

- Available in three panel styles: short Traditional (Model 73), long Traditional (Model 76), and Ribbed (Model 70B) designs.
- Models 73 and 76 exterior steel have a natural woodgrain texture. Model 70B has a smooth surface.
- Models 73 and 76 are available in four finished painted colors and Model 70B is available in two colors. All doors can be painted to match your home's trim.
- Many window options are available to complement your home and to provide an upscale appeal. (see back cover)



Model 70B Ribbed Steel Garage Door

## PANEL COLORS




White  
Models 73, 76, 70B



Brown  
Models 73, 76



Commercial Brown  
Model 70B



Almond  
Models 73, 76



Sandtone  
Models 73, 76

## PANEL STYLES



Long Panel  
Model 76



Short Panel  
Model 73



Ribbed Panel  
Model 70B

In the interest of better quality and value, we are continually improving and updating our products. Consequently, photos and illustrations may sometimes differ from present models.

## DURABLE CONSTRUCTION; RELIABLE OPERATION

- 1 25 gauge steel construction helps assure durability and security.
- 2 Patented Safe-T-Bracket® cannot, under normal circumstances, be removed while door is under tension.
- 3 Aluminum bottom weatherseal retainer system is the highest-quality rust-proof design to help seal out the elements.
- 4 Galvanized steel hinges are durable, reliable and secure.
- 5 Top quality nylon rollers provide durability and quiet operation.



- 6 Step plates, inside and outside, and lift handles make door easy and safe to open and close.
- Four spring options available: Galvanized torsion, EZ-SET® torsion springs (galvanized), extension springs with containment cables, and EZ-SET® extension springs.
- WINDCODE®: Doors and impact-resistant windows available to meet most regional wind load requirements.
- Door sizes: Custom heights and widths available. Consult your local dealer for specific information.

Illustration for Models 73 and 76 is for component location purposes only.



### Model 70B Ribbed Steel Door

Corrosion-resistant, heavy-duty 25 gauge construction assures durability and security while providing a ribbed design.



### Galvanized Torsion Spring

Corrosion-resistant, long-lasting galvanized torsion springs offer up to a 50% longer cycle life than industry standard springs.

Due to some height and weight restrictions, not all product offerings include galvanized spring.



### Step Plate/Lift Handle

Color matched exterior step plate/grip handles are durable, attractive and allow for safe opening and closing of your door.



### Unsurpassed Rust-Resistant Surface

Steel skins are protected through a tough, layered coating system, including a layer of hot-dipped galvanizing, a protective metal oxide pretreatment, and a baked-on primer and top coat.