

Window Options



Inspired by current architectural trends, our windows add natural light to your garage while adding curb appeal to your home. All Clopay window frames are UV protected and are color matched to our prefinished door colors. Window frames screw in from the inside for easy glass replacement or to change designs.

Designer Collection Windows

Available in short or long panel designs, Clopay's Designer Windows are created to complement many home styles.

Wrought Iron Series

Coordinates with wrought iron light fixtures, handrails and gates.



Tuscany



Orleans

Studio™ Series

Inspired by the Arts & Crafts movement, these Art Deco designs echo this classic style.




Art Deco I



Art Deco II



Living Tree



Mission

Leaded Series

Elegant designs to complement decorative entry door windows.



Brass Radiance



Brass Elegance



Brass Sun Burst
(8', 9', 16', 17', 18' widths only)



Brass Majesty

Brilliance® Series

Creates the illusion of real beveled glass at an affordable price. Insulated optional.



Solitaire



Marquise



Trillian



Solitaire



Marquise



Trillian

Architectural Series

Complements homes with arched style windows. Insulated optional. Available Fall 2008.



Palladian windows with grille. Available without grille.



Palladian windows with grille. Available without grille.

9200/9201

9200*/9201/9203

Classic Collection Windows

UV protected cellular plastic insert designs snap into either the inside or outside of the window frame for easy cleaning or to change designs. Windows are offered in insulated, single pane, double pane, acrylic or obscure glass.



Cathedral 507



Charleston 508



Colonial 509



Prairie 510



Plain window shown with clear glass. Insulated and obscure glass optional.



Sunset 501



Sunset 505

Additional Sunset designs available for most door widths. See your Clopay dealer or go to www.clopaydoor.com.



Cathedral 607



Charleston 608



Colonial 609



Prairie 610



Plain window shown with clear glass. Insulated and obscure glass optional.



Sunset 601



Sunset 605

* Panel emboss may not align on long window with short panels. Some size limitations apply. See Dealer for details.

Ask your Clopay Pro-Series Dealer for the Classic Line window brochure or go to www.clopaydoor.com for additional details.

Visit www.clopaydoor.com or call 1-800-2clopay (800-225-6729) for more information on Clopay, America's Garage Doors.

©Clopay Building Products Company, Inc. 2008, A Griffon Company. Printed in U.S.A.

RSDR-9200SS-08

PREMIUM SERIES 9200/9201/9203



Model 9203, Long Elegant Panel with Optional Palladian Arch with Grilles Window Design

Improve your home's appearance and energy efficiency with a Clopay Premium Series insulated garage door. With 2" of polyurethane insulation, Models 9200, 9201 and 9203 offer an exceptional insulating R-value, strength and security, as well as quiet operation and a beautiful appearance. Choose from three panel styles, six color options and a wide range of decorative window options to create a door that fits your budget and enhances your home's curb appeal.



America's Favorite Garage Doors®

www.clopaydoor.com



CLASSIC™ LINE



Model 9200, Short Elegant Panel in Chocolate (Chocolate Available Fall 2008) with Optional Colonial 509 Window Design



Decorative panel edging and natural embossed woodgrain texture improve appearance close-up and from the curb.



Model 9201, Flush Panel with Optional Brilliance® Series Solitaire Window Design

Colors




Due to the printing process colors may vary.



Elegant Short – Model 9200
Complements homes with traditional styling.

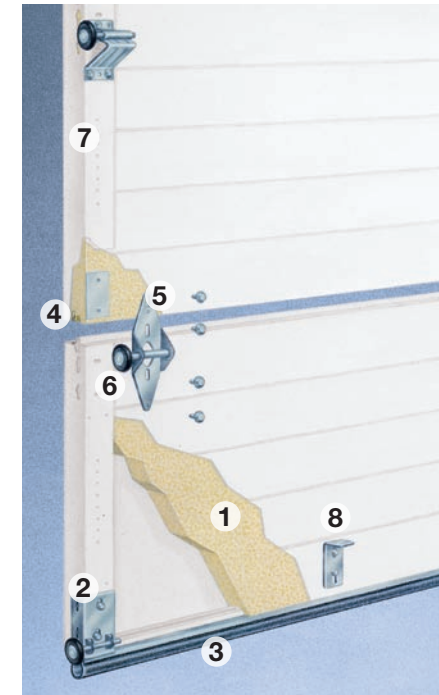


Elegant Long – Model 9203
Ideal for ranch style homes.



Flush – Model 9201
Perfect for contemporary and some transitional styles.

- 1 2" thick CFC-free foamed in place polyurethane insulation provides an R-value of 17.2.
- 2 Patented Safe-T-Bracket® helps prevent serious injury that could occur if the bottom bracket were removed with the garage door closed and under tension.
- 3 Bottom weatherseal in a rust-proof aluminum retainer helps prevent elements from entering garage.
- 4 Weather-tight tongue-and-groove section joints help seal out wind, rain and snow.



- 5 Galvanized steel hinges attached to backup plates are durable, reliable and secure.
- 6 Extended life cycle nylon rollers are smooth and quiet.
- 7 Prepainted white end stiles and interior steel backing create a clean, finished appearance.
- 8 Inside/outside step plates and grip handles make doors easy and safe to operate.

Doors range from 6' to 12' high and 6'2" to 20'0" wide. Consult your Clopay dealer for size options.



The Green Story

Clopay is committed to designing, manufacturing and distributing garage doors that enhance the beauty, safety and value of your home while minimizing the impact on the environment.

The 9200 Series helps conserve natural resources by providing a durable, reliable, low-maintenance, energy efficient door insulated with environmentally safe, CFC-free polyurethane. Steel doors and hardware are impervious to moisture and will not rot, warp, crack or fade, and the steel used in Clopay's doors is made from over 75% recycled content. All Clopay doors are made in the U.S., minimizing shipping, damage and handling.

Visit our website for more details on Clopay's green practices.

www.clopaydoor.com/cgreen.aspx




America's Favorite Garage Doors®




Greater Energy Efficiency

Foam tape thermal break separates the interior from the exterior skin to improve energy efficiency and comfort.



Galvanized Torsion Spring

Corrosion-resistant, galvanized torsion springs look better and last up to 50% longer than industry standard springs.



Rust-Resistant Surface Protection System

Hot-dipped galvanized steel skins with a baked-on primer and top coat assures a durable, prefinished, maintenance-free surface that won't rust, fade or peel. Steel can be painted with a high quality exterior latex paint. Do not use oil-based paints.