

PREMIUM SERIES

4300/4301/4310

CLASSIC™ LINE



America's Favorite Garage Doors®



Model 4300 Short Elegant Panel with Optional Studio Series Mission Window Design

With 2" of polystyrene insulation, a silicone filled thermal break and three beautiful panel styles in seven color options, the Models 4300, 4301 and 4310 Series doors are the right choice for your home's design. The Premium Series' three-layer construction provides exceptional strength, dent resistance, insulation and security, as well as uncommonly quiet operation and a beautiful appearance outside and inside. Select windows from our Classic or Designer Collections to complete the look.

EFFICIENCY

9.0

R-VALUE

Calculated door section R-value is in accordance with DASMA TDS-163.

PAINT SYSTEM

LIMITED LIFE WARRANTY

WINDOWS

LIMITED 10YR WARRANTY

HARDWARE

LIMITED 3YR WARRANTY

QUALIFIES

ENERGY TAX CREDIT



PREMIUM SERIES

4300/4301/4310



Model 4310 Long Elegant Panel with Optional Prairie 610 Window Design

DETAIL



Decorative panel edging and natural embossed woodgrain texture improve appearance close-up and from the curb.

STYLE



4300 Elegant Short
Complements homes with traditional styling.




4310 Elegant Long
Ideal for ranch style homes.




4301 Flush
Perfect for contemporary and some transitional styles.



COLOR



White



Almond



Desert Tan



Sandtone



Brown



Chocolate



Gray



Hunter Green

Due to the printing process, colors may vary.

Model 4301, Flush Panel
Woodgrain Design

3-LAYER | STEEL + 2" INSULATION + STEEL

- 1 2" thick expanded polystyrene insulation bonded to exterior and interior steel skins helps make these doors extremely strong while providing an R-value of 9.0 for energy efficiency and comfort.
- 2 Patented Safe-T-Bracket® cannot, under normal circumstances, be removed while door is under tension.
- 3 Aluminum bottom weatherseal retainer system is the highest-quality rust-proof design to effectively seal out the elements.
- 4 Weather-tight tongue-and-groove joint helps seal out wind, rain and snow.
- 5 Galvanized steel hinges are durable, reliable and secure.



- 6 Top quality nylon rollers provide durability and quiet operation.
- 7 White finish painted galvanized end stiles for finished interior.
- 8 Step plates, inside and outside, make door easy and safe to close.

Four spring options available:

Galvanized torsion, EZ-SET® torsion springs (galvanized), extension springs with containment cables, and EZ-SET® extension springs.

WINDCODE®: Doors available to meet most regional wind load requirements. Consult your local dealer for specific information.

Illustration is for component location purposes only. Actual product has pilot holes on end stiles.


Greater Energy Efficiency

Silicone-filled thermal break separates the outside from the inside steel skin, improving energy efficiency and comfort.



Galvanized Torsion Spring

Corrosion-resistant, long-lasting galvanized torsion springs offer up to a 50% longer cycle life than industry standard springs.



Due to some height and weight restrictions, not all product offerings include galvanized torsion spring.

Rust-Prevention System

Steel skins are protected through a tough, layered coating system, including a hot-dipped galvanized layer, a protective metal oxide pretreatment, and a baked-on primer and top coat.



A FOCUS ON *green*

Clopay is committed to designing, manufacturing and distributing garage doors that enhance the beauty, safety and value of your home while minimizing the impact on the environment.

The 4300 Series helps conserve natural resources by providing a durable, reliable, low-maintenance, energy efficient door insulated with environmentally safe polystyrene. Steel doors and hardware are impervious to moisture and will not rot, warp, crack or fade, and the steel used in Clopay's doors is made from over 75% recycled content. All Clopay doors are made in the U.S., minimizing shipping, damage and handling. Solid doors and doors with insulated glass qualify for the Federal Energy Tax Credit.

Visit our website for more details on Clopay's green practices.

clopaydoor.com/cgreen.aspx





WINDOW OPTIONS

Inspired by current architectural trends, our windows add natural light to your garage while adding curb appeal to your home. All Clopay window frames are UV-protected and are color matched to our prefinished door colors. Window frames screw in from the inside for easy glass replacement or to change designs.

Designer Collection Windows

Available in short or long panel designs, Clopay's Designer Collection Windows are created to complement many home styles.

Wrought Iron Series (Acrylic)

Studio™ Series (Acrylic)

Leaded Series (Acrylic)

Leaded Series (Glass)

Brilliance® Series (Glass)

Architectural Series (Glass)

4300 | 4301



Tuscan



Art Deco I



Art Deco II



Brass Radiance



Brass Elegance



Ashford™



Carlisle™



Solitaire



Palladian™

4300* | 4301 | 4310



Orleans



Living Tree



Mission



Brass Sun Burst
(8', 9', 16', 17', 18' widths only)



Kristin™



Roselle™



Trenton™



Marquise



Trillian



Palladian with grille



Tuscan



Art Deco I



Brass Majesty



Ashford™



Carlisle™



Solitaire



Palladian



Orleans



Art Deco II



Kristin™



Roselle™



Marquise



Palladian with grille



Living Tree



Trenton™



Trillian



Mission

Classic Collection Windows

UV-protected cellular plastic insert designs snap into either the inside or outside of the window frame for easy cleaning or to change designs. Windows are offered in insulated, single strength, double strength, acrylic or obscure glass.

4300 | 4301



Cathedral 507



Charleston 508



Colonial 509



Prairie 510



Plain Window †



Sunset 501
(8', 9', 12', 16', 17', 18' widths only)



Sunset 502
(7', 7'6", 12' widths only)

4300* | 4301 | 4310



Sunset 503
(8', 9', 16', 17', 18' widths only)



Sunset 504
(14', 15', 15'6" widths only)



Sunset 505
(16', 17', 18' widths only)



Sunset 506
(10', 20' widths only)



Cathedral 607



Charleston 608



Colonial 609



Prairie 610



Madison 611



Plain Window †



Sunset 601



Sunset 603



Sunset 605

* Panel emboss may not align on long window with short panels. Some size limitations apply.
† Shown with clear glass. Insulated, acrylic and obscure glass optional.

Visit clopay.com or call 1-800-2CLOPAY (800-225-6729) for more information on Clopay, America's Favorite Garage Doors.