

PREMIUM SERIES

4400/4401

CLASSIC™ LINE



America's Favorite Garage Doors®



Model 4400, Short Elegant Panel Design

With a 24-gauge exterior steel skin, lifetime warranty on the door and hardware and three-layer construction, you won't find a more durable, reliable and secure garage door than the Premium Series 4400 and 4401. The 2" of expanded polystyrene insulation and thermal break make these doors heat and cold resistant while the tongue-and-groove joint helps seal out wind, rain and snow. Combine the beauty of the Clopay Elegant panel design on the Model 4400 or contemporary flush design on the Model 4401 and you have the best garage door to suit your home style and lifestyle.



Calculated door section R-value is in accordance with DASMA TDS-163.





Model 4400, Short Elegant Panel with Optional Brass Sun Burst Window Design

DETAIL



Decorative panel edging and natural embossed woodgrain texture improve appearance close-up and from the curb.

STYLE




4400 Elegant Short
Complements homes with traditional styling.




4401 Flush
Perfect for contemporary and some transitional style homes.

COLOR



White



Almond



Desert Tan



Sandtone



Chocolate

Due to the printing process colors may vary.



Model 4401, Flush Panel
Woodgrain Design

3-LAYER | STEEL + 2" INSULATION + STEEL

- 1 24-gauge exterior steel skin bonded to 2" polystyrene insulation and steel interior skin for extreme durability while providing an R-value of 9.0 for energy efficiency and comfort.
- 2 Patented Safe-T-Bracket® cannot, under normal circumstances, be removed while door is under tension.
- 3 Aluminum bottom weatherseal retainer system is the highest-quality rust-proof design to effectively seal out the elements.
- 4 Weather-tight tongue-and-groove joint helps seal out wind, rain and snow.
- 5 Commercial grade 14-gauge galvanized steel hinges are durable, reliable and secure for lifetime operation.



- 6 High performance nylon rollers provide lifetime durability and quiet operation.
- 7 White finish painted galvanized end stiles for finished interior.
- 8 Step plates, inside and outside, make door easy and safe to close.

*Four spring options available:
Galvanized torsion, EZ-SET® torsion springs (galvanized), extension springs with containment cables, and EZ-SET® extension springs.*

WINDCODE®: Doors available to meet most regional wind load requirements. Consult your local dealer for specific information.

Illustration is for component location purposes only. Actual product has pilot holes on end stiles.


Greater Energy Efficiency

Silicone-filled thermal break separates the outside from the inside steel skin, improving energy efficiency and comfort.



Galvanized Torsion Spring

Corrosion-resistant, long-lasting galvanized torsion springs offer up to a 50% longer cycle life than industry standard springs.



Due to some height and weight restrictions, not all product offerings include galvanized torsion spring.

Rust-Prevention System

Steel skins are protected through a tough, layered coating system, including a hot-dipped galvanized layer, a protective metal oxide pretreatment, and a baked-on primer and top coat.



A FOCUS ON *green*

Clopay is committed to designing, manufacturing and distributing garage doors that enhance the beauty, safety and value of your home while minimizing the impact on the environment.

The 4400 Series helps conserve natural resources by providing a durable, reliable, low-maintenance, energy efficient door insulated with environmentally safe polystyrene. Steel doors and hardware are impervious to moisture and will not rot, warp, crack or fade, and the steel used in Clopay's doors is made from over 75% recycled content. All Clopay doors are made in the U.S., minimizing shipping, damage and handling.

Visit our website for more details on Clopay's green practices and the tax credit qualifications.

clopaydoor.com/cgreen.aspx





WINDOW OPTIONS

Inspired by current architectural trends, our windows add natural light to your garage while adding curb appeal to your home. All Clopay window frames are UV-protected and are color matched to our prefinished door colors. Window frames screw in from the inside for easy glass replacement or to change designs.

Designer Collection Windows

Available in short or long panel designs, Clopay's Designer Collection Windows are created to complement many home styles.

Wrought Iron Series (Acrylic)

Studio™ Series (Acrylic)

Leaded Series (Acrylic)

Leaded Series (Glass)

Brilliance® Series (Glass)

Architectural Series (Glass)

4400 | 4401



Tuscany



Art Deco I



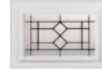
Art Deco II



Brass Radiance



Brass Elegance



Ashford®



Carlisle®



Solitaire



Palladian™




Orleans




Living Tree



Mission



Brass Sun Burst
(8', 9', 16', 17', 18' widths only)



Kristin®



Roselle®



Marquise



Palladian with grille



Trenton®



Trillian

Classic Collection Windows

UV-protected cellular plastic insert designs snap into either the inside or outside of the window frame for easy cleaning or to change designs. Windows are offered in insulated, single strength, double strength, acrylic or obscure glass.

4400 | 4401



Cathedral 507



Charleston 508



Colonial 509



Prairie 510



Plain Window†



Sunset 501
(8', 9', 12', 16', 17', 18' widths only)



Sunset 502
(7', 7'6", 12' widths only)



Sunset 503
(8', 9', 16', 17', 18' widths only)



Sunset 504
(14', 15', 15'6" widths only)



Sunset 505
(16', 17', 18' widths only)



Sunset 506
(10', 20' widths only)

† Shown with clear glass. Insulated and obscure glass optional.

Visit clopay.com or call 1-800-2CLOPAY (800-225-6729) for more information on Clopay, America's Favorite Garage Doors. Follow us on [Facebook](#) [Twitter](#) [YouTube](#) [LinkedIn](#)