

GALLERY[®]

COLLECTION

3-LAYER CONSTRUCTION

MODELS GD2SP & GD2LP



Model GD2SP, Arch1 Windows with Grilles.
Spade Lift Handles, Step Plates and
Optional Decorative Spade Strap Hinges.



America's Favorite Garage Doors[®]

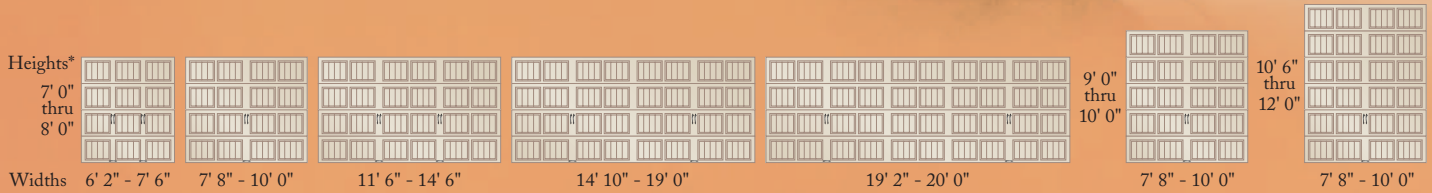
PORTFOLIO[®] LINE

GD2SP and GD2LP

The Gallery® Collection three-layer construction provides exceptional strength, insulation and dent resistance as well as a beautiful carriage house appearance. The 2" of expanded polystyrene insulation and thermal break make these doors heat and cold resistant while the tongue-and-groove joint helps seal out wind, rain and snow. Available in short and long panels with multiple window options, the three-layer Gallery Collection is virtually maintenance-free, so the first fabulous impression becomes a lasting impression.



Short Panel Configurations (Model GD2SP)



*See Number of Sections/Section Height Chart on back.

Short Panel Window Designs and Top Section Options



Note: Due to stile width restrictions, some odd size door widths may allow only for the installation of a single handle. See your Clopay Pro-Series dealer for details.

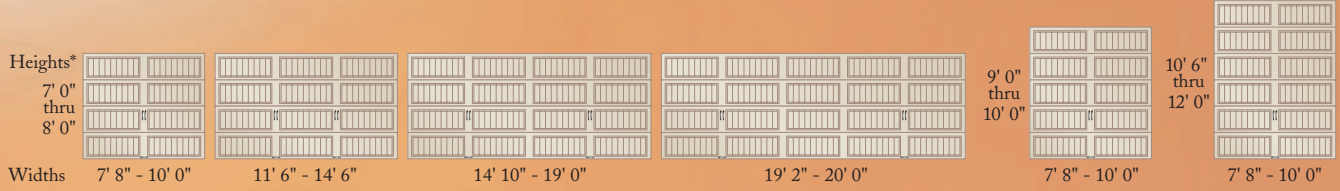


GALLERY
COLLECTION

Panel Detail

Model GD2LP, Spade Lift Handles, Step Plates and Optional Decorative Spade Strap Hinges. The panels have been painted by the consumer to match the home's exterior.

Long Panel Configurations (Model GD2LP)



*See Number of Sections/Section Height Chart on back.

Long Panel Window Designs and Top Section Options

Short Top Section			Arch 1 Plain		
Plain Short			Arch 1 with Grilles		
Plain Long			Arch 2 Plain		
Long with Rectangular Grilles			Arch 2 with Grilles		
Short with Square Grilles			Arch 3 Plain		
Long with Square Grilles			Arch 3 with Grilles		
Wrought Iron Short			Wrought Iron Arch		
Wrought Iron Long					

Note: Due to stile width restrictions, some odd size door widths may allow only for the installation of a single handle. See your Clopay Pro-Series dealer for details.

Beautiful Carriage House Style Designs

- Deep embossed panels with natural woodgrain texture create authentic carriage house style designs.
- Available in short and long panels to complement today's home styles.
- Larger view windows created in arched, square and rectangular designs, with or without grilles.
- Decorative black powder coated spade design lift handles and step plate provide the finishing touch. Optional outside keyed lock and strap hinges maintain the authentic carriage house style design.

Optional Wrought Iron Windows

- Constructed from tough "seeded" acrylic with black iron-look design.
- Available in long, short and Arch 2 panel designs.
- Designs inspired by Old World European architecture to complement home features such as entry doors, light fixtures, gates and handrails.



Short Panel



Long Panel




Arch Panel

Number of Sections/Section Heights

Door Height	No. of Sections	Section Height Sizes
6' 0"	3	24" - 24" - 24"
7' 0"	4	21" - 21" - 21" - 21"
7' 3"	4	21" - 21" - 21" - 24"
7' 6"	4	24" - 21" - 21" - 24"
8' 0"	4	24" - 24" - 24" - 24"
9' 0"	5	21" - 21" - 21" - 21" - 24"
9' 6"	5	24" - 24" - 21" - 21" - 24"
10' 0"	5	24" - 24" - 24" - 24" - 24"
10' 6"	6	21" - 21" - 21" - 21" - 21" - 21"
11' 0"	6	24" - 21" - 21" - 21" - 21" - 24"
11' 6"	6	24" - 24" - 24" - 21" - 21" - 24"
12' 0"	6	24" - 24" - 24" - 24" - 24" - 24"

The following heights are not available: 6' 3", 6' 6", 6' 9", 8' 3", 8' 6" and 10' 3".
For additional sizes, see your Clopay Pro-Series dealer for details.



For more information on Clopay products, call 1-800-2CLOPAY (1-800-225-6729) or visit www.clopaydoor.com for your nearest Clopay Pro-Series dealer.
©Clopay Building Products Company, Inc. 2009, A Griffon Company. Printed in U.S.A.

Decorative Hardware

Standard

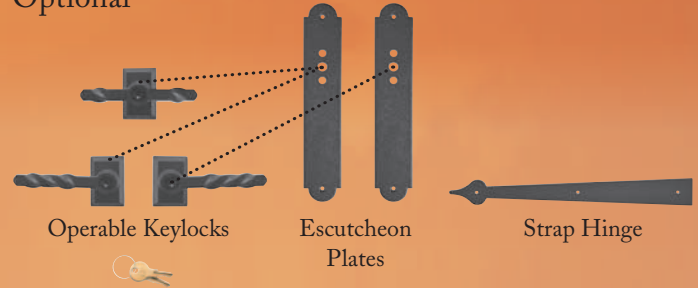


Spade Step Plate



Spade Lift Handle

Optional



Operable Keylocks

Escutcheon Plates

Strap Hinge

Note: Due to stile width restrictions, some odd size door widths may allow only for the installation of a single handle. See your Clopay Pro-Series dealer for details.

Available Colors



Sandtone*



White*



Almond*



Ultra-Grain™
Medium Oak†




Ultra-Grain™
Dark Oak†

* Can be painted to match your home's exterior.

† Window frames, grilles and inserts will be color matched to coordinate with the Ultra-Grain patterns. All window options are available.

Durable Construction



- 2" thick expanded polystyrene insulation bonded to exterior and interior steel skins with thermal break make these doors strong and energy efficient.
- Steel coated with hot dipped galvanizing and topped with a baked-on primer and top coat for a virtually maintenance-free surface.
- 9.0 R-value for optimal energy efficiency and comfort.
- Galvanized torsion springs are attractive and longer lasting.
- Nylon rollers are durable and quiet.
- Rust-proof, aluminum bottom weatherseal retainer and vinyl astragal help seal out the elements.
- See your Clopay dealer for WINDCODE® door availability.



America's Favorite Garage Doors®



RSDR-GALLERYGD2-07_REV0209