

PORTFOLIO® LINE

GALLERY®

collection

3-LAYER CONSTRUCTION



America's Favorite Garage Doors®



Model GD2SU with Ultra-Grain®
Medium Finish Paint Option



clopay.com




Model GD1LU, Long Windows
with Rectangular Grilles

VINTAGE style with updated APPEAL

COLORS



White



Almond



Desert Tan



Sandtone



Chocolate

- Exterior steel on standard color doors has a natural woodgrain texture.
- Doors can be painted to match the home's exterior using a high-quality latex exterior paint. Do not use oil-based paint.

Due to the printing process, colors may vary.

ULTRA-GRAIN® PAINT OPTION



Ultra-Grain® Medium Finish



Ultra-Grain® Dark Finish



Ultra-Grain® Walnut Finish

- Painted steel surface simulates a real stained door without the need of staining and the ongoing maintenance of wood.
- Woodgrain runs horizontal on stiles and vertical on panels for an authentic, natural look.
- Available in Medium, Dark or Walnut finishes that complement Clopay Entry Doors, shutters and other exterior stained wood products.
- Exterior steel surface on an Ultra-Grain® painted door has a stucco texture to create a more natural woodgrain appearance.
- Window frames, grilles and inserts are color matched to coordinate with the Ultra-Grain® patterns. All window options are available.

SHORT PANEL WINDOW DESIGNS AND TOP SECTION OPTIONS

MODELS: GD1SP, GD1SU, GD2SP AND GD2SU

Heights 7' 0" – 8' 0"

Widths 6' 2" – 7' 6"



9' 0" – 10' 0"

10' 6" – 12' 0"

6' 2" – 7' 6"

7' 8" – 10' 0"

11' 6" – 14' 6"

14' 10" – 19' 0"

19' 2" – 20' 0"

7' 8" – 10' 0"

7' 8" – 10' 0"

Long Top Section



Plain Short



Plain Long



Long with Rectangular Grilles



Short with Square Grilles



Long with Square Grilles



Ashford® Short†



Ashford® Long†



Kristin® Short†



Kristin® Long†



Wrought Iron Short**



Wrought Iron Long**



ARCH1 Plain



ARCH1 with Grilles



ARCH2 Plain




ARCH2 with Grilles



ARCH3 Plain



ARCH3 with Grilles



Trenton® Short†



Trenton® Long†




Clayton™ Short†



Clayton™ Long†



Wrought Iron Arch**



*Acrylic

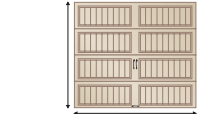
†Complements Clopay Entry Door glass.

Note: Due to stile width restrictions, some odd size door widths may allow only for the installation of a single handle. See your Clopay Dealer for details.

LONG PANEL WINDOW DESIGNS AND TOP SECTION OPTIONS

MODELS: GD1LP, GD1LU, GD2LP AND GD2LU


Heights 7' 0" – 8' 0"



Widths 7' 8" – 10' 0"



11' 6" – 14' 6"



14' 10" – 19' 0"



19' 2" – 20' 0"



9' 0" – 10' 0"

7' 8" – 10' 0"

10' 6" – 12' 0"



7' 8" – 10' 0"

Short Top Section



Plain Short



Plain Long



Long with Rectangular Grilles



Short with Square Grilles



Long with Square Grilles



Ashford® Short†



Ashford® Long†



Kristin® Short†



Kristin® Long†



Wrought Iron Short**



Wrought Iron Long**



ARCH1 Plain



ARCH1 with Grilles



ARCH2 Plain



ARCH2 with Grilles



ARCH3 Plain



ARCH3 with Grilles



Trenton® Short†



Trenton® Long†




Clayton™ Short†



Clayton™ Long†



Wrought Iron Arch**



*Acrylic

†Complements Clopay Entry Door glass.

Note: Due to stile width restrictions, some odd size door widths may allow only for the installation of a single handle. See your Clopay Dealer for details.


GALLERY® collection

The Gallery® Collection three-layer construction provides exceptional strength, energy efficiency and dent resistance as well as a beautiful carriage house appearance. The 2" or 1-3/8" thickness of polyurethane or polystyrene insulation and thermal break makes these doors heat and cold resistant while the tongue-and-groove joint helps seal out wind, rain and snow. Available in short and long panels with multiple window options, the three-layer Gallery® Collection is virtually maintenance-free, so the first fabulous impression becomes a lasting impression.

3-LAYER CONSTRUCTION

2" or 1-3/8" thick sandwich construction consisting of exterior and interior steel skins filled with polyurethane or polystyrene insulation makes these doors strong, energy efficient and quiet.

- Hot-dipped galvanized steel interior and exterior skins with a baked-on primer and top coat help ensure a virtually maintenance-free door with long-lasting beauty.
- Nylon rollers are quiet and durable.
- Corrosion-resistant, aluminum bottom weatherseal retainer and vinyl astragal help seal out the elements.
- See your Clopay Dealer for WINDCODE® door availability.



Calculated door section R-value is in accordance with DASMA TDS-163.

Windows

GLASS

* Complements Clopay Entry Door glass.



Plain Short



Plain Long



Short with Square Grilles



Long with Square Grilles



Long with Rectangular Grilles



ARCH1 Plain



ARCH2 Plain



ARCH1 with Grilles



ARCH2 with Grilles



Ashford® Short*



Ashford® Long*



Kristin® Short*



Kristin® Long*



Trenton® Short*



Trenton® Long*



Clayton™ Short*



Clayton™ Long*

ACRYLIC



Wrought Iron Short*



Wrought Iron Long*



Wrought Iron Arch*

Decorative Hardware

STANDARD



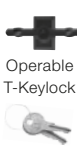
Spade Step Plate



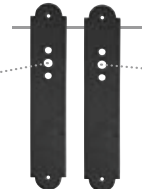
Spade Lift Handles

Note: Decorative hardware options vary based on door widths. Standard hardware is not provided if a lock is chosen. See your Clopay Dealer for details.


OPTIONAL



Operable T-Keylock



Escutcheon Plates



Operable L-Keylocks



Strap Hinge

Additional Features



Large authentic arch window designs. Ultra-Grain® window frames, grilles and inserts are color coordinated to Medium, Dark and Walnut finishes.




Energy-efficient thermal break. Polyurethane model shown.

Warranties

PAINT SYSTEM
LIMITED LIFE WARRANTY

WINDOW
LIMITED 10YR WARRANTY

HARDWARE
LIMITED 3YR WARRANTY



A FOCUS ON green

Clopay is committed to designing, manufacturing and distributing garage doors that enhance the beauty, safety and value of your home while minimizing the impact on the environment.

The Gallery® Collection three-layer construction helps conserve natural resources by providing a durable, reliable, low-maintenance, energy efficient door. Long-lasting steel doors and hardware are impervious to moisture and will not rot, warp or crack, and the steel used in Clopay's doors is made from over 75% recycled content. All Clopay doors are made in the U.S., minimizing shipping, damage and handling.

For more details on Clopay's green practices visit clopaydoor.com/cgreen.aspx



For more detailed product specification information or availability of our Gallery® Collection Garage Doors, please contact your Clopay Dealer. To locate a dealer to help you select the right door for your home, just go to www.clopaydoor.com/dealer or call 1-800-2CLOPAY (225-6729).

Follow us on